



# The Spanish tile sector

## Main figures 2021

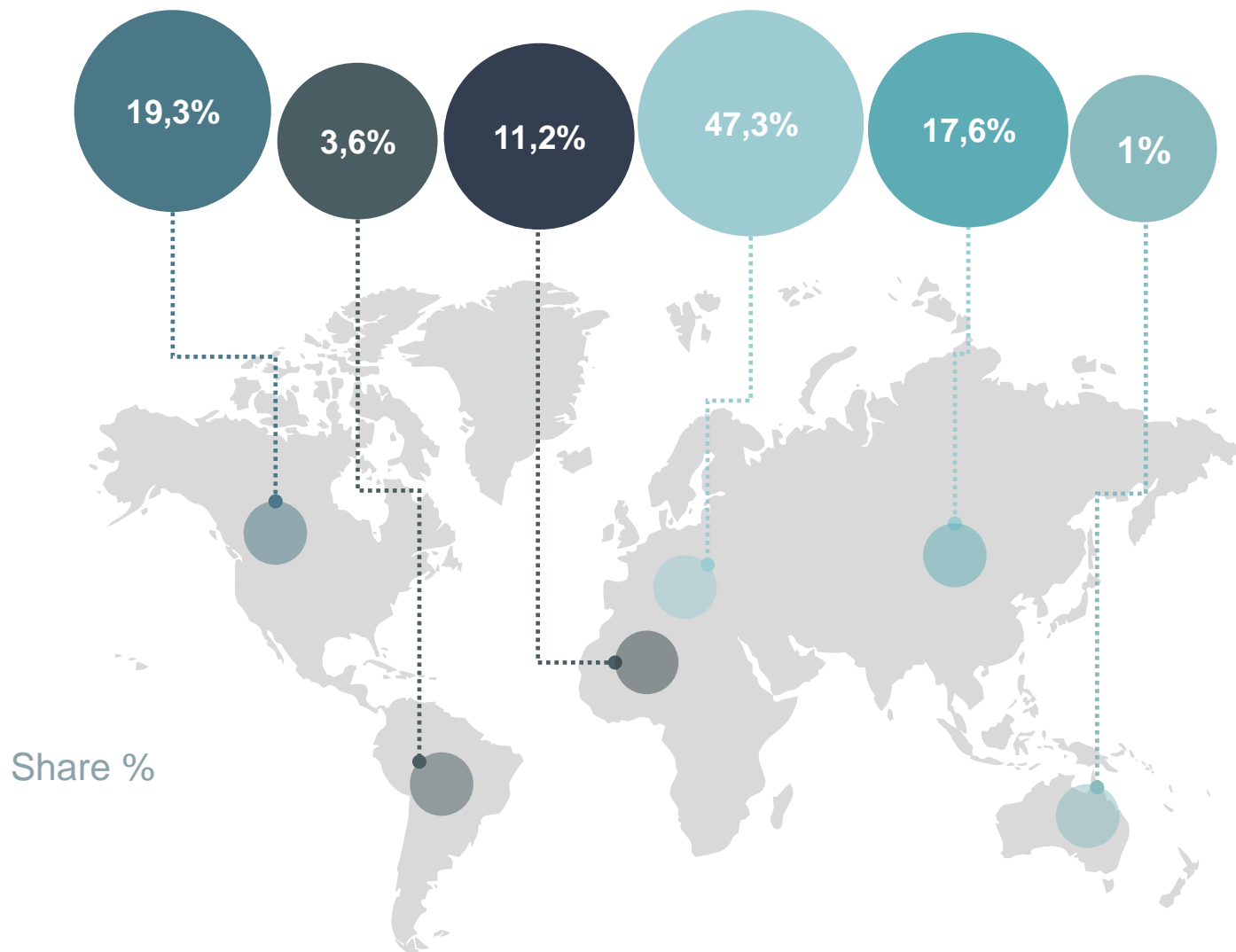


# Spanish tile manufacturers' sector

2021

Main data	2021	 Evolution	
<b>Total turnover</b>	4.855 Million €	+26,4%	2,7% Spanish industrial GDP
- Exports	3.665 Million €	+24,6%	+ 180 countries
- Domestic	1.189 Million €	+32,0%	First market
<b>Production</b>	587 Million sq.m.	+20,3%	1 <sup>st</sup> EU producer
<b>Direct employment</b>	17.180 employees	+6,7%	85% stable employment

# Geographical areas



**TOTAL WORLDWIDE**  
3.665 M€ (+24,6%)

**North America**  
539,1 M€ (+26%)

**Central America**  
167,4 M€ (+85%)

**South America**  
131,2 M€ (+100%)

**Africa**  
410 M€ (+28%)

**Magreb**  
219 M€ (+22%)

**EU 27**  
1.309 M€ (+20%)

**Eastern Europe**  
177 M€ (+25%)

**Asia**  
646 M€ (+12%)

**Oceania**  
37,1 M€ (+19%)

# Top ten markets

In Million €

